





District Health Assessment for Multiple District 411 through January 2025

		Clubs							Membership							Member Strength		Cancellation		Reports			Finance	Leadership			
District Name	Status/ Number of Months in Status *	Active Clubs	Clubs in Status Quo	Total Clubs	% Status Quo Clubs in Financial Suspension	New Clubs	Cancelled Clubs	YTD Net Club Gain/Loss	Current Members In Active Clubs	Current Members In Status Quo Clubs	Current Total Members Count	YTD Add	YTD Drop	YTD NetGrowth (includes Active and Status Quo)	YTD NetGrowth% (includes Active and Status Quo)	Member Count 12 Months Ago	Average Member Count Per Club	% of Clubs with less than 20 members	Average Cancelled Club Age	Members Lost Due to Cancelled Clubs	% of Clubs Reporting Service	% No MMR in 3 Months	% No Officer Report in 12 months	% of Clubs with balance 90+ days	Number of Zone Chairs Recorded	Number of Region Chairs Recorded	District Officers Vacancies **
411 A		62	0	62	0%	6	6	0	1723	0	1723	340	288	52	3.11%	1,669	28	29%	19	174	84%	50%	0%	23%	13	0	
411 B		56	0	56	0%	3	2	1	2138	0	2138	421	243	178	9.08%	1,981	38	27%	10	47	93%	32%	0%	16%	16	4	
411 C	P	18	0	18	0%	0	4	-4	485	0	485	65	91	-26	-5.09%	599	27	22%	22	49	100%	17%	0%	0%	6	0	
		136	0	136	0%	9	12	-3	4346	0	4346	826	622	204	4.93%	4,249	32	27%	18	270	90%	38%	0%	17%	35	4	




District Health Assessment for Multiple District 412 through January 2025

 Status/ District Name Number of Months in Status *		Clubs							Membership							Member Strength		Cancellation		Reports			Finance	Leadership			
		Active Clubs	Clubs in Status Quo	Total Clubs	% Status Quo Clubs in Financial Suspension	New Clubs	Cancelled Clubs	YTD Net Club Gain/ Loss	Current Members In Active Clubs	Current Members In Status Quo Clubs	Current Total Members Count	YTD Add	YTD Drop	YTD NetGrowth (includes Active and Status Quo)	YTD NetGrowth% (includes Active and Status Quo)	Member Count 12 Months Ago	Average Member Count Per Club	% of Clubs with less than 20 members	Average Cancelled Club Age	Members Lost Due to Cancelled Clubs	% of Clubs Reporting Service	% No MMR in 3 Months	% No Officer Report in 12 months	% of Clubs with balance 90+ days	Number of Zone Chairs Recorded	Number of Region Chairs Recorded	District Officers Vacancies **
412 A	T(21)	54	0	54	0%	1	3	-2	913	0	913	108	165	-57	-5.88%	999	17	50%	24	51	56%	52%	17%	17%	13	3	
412 B	T(24)	26	0	26	0%	0	0	0	567	0	567	54	35	19	3.47%	499	22	46%	0	0	35%	50%	12%	8%	0	0	
		80	0	80	0%	1	3	-2	1480	0	1480	162	200	-38	-2.50%	1,498	19	49%	24	51	49%	51%	15%	14%	13	3	



District Health Assessment for District 413 through January 2025

<div></div> <div>Status/ District Name</div> <div>Number of Months in Status *</div>		Clubs							Membership							Member Strength		Cancellation		Reports			Finance	Leadership			
		Active Clubs	Clubs in Status Quo	Total Clubs	% Status Quo Clubs in Financial Suspension	New Clubs	Cancelled Clubs	YTD Net Club Gain/ Loss	Current Members In Active Clubs	Current Members In Status Quo Clubs	Current Total Members Count	YTD Add	YTD Drop	YTD NetGrowth (includes Active and Status Quo)	YTD NetGrowth% (includes Active and Status Quo)	Member Count 12 Months Ago	Average Member Count Per Club	% of Clubs with less than 20 members	Average Cancelled Club Age	Members Lost Due to Cancelled Clubs	% of Clubs Reporting Service	% No MMR in 3 Months	% No Officer Report in 12 months	% of Clubs with balance 90+ days	Number of Zone Chairs Recorded	Number of Region Chairs Recorded	District Officers Vacancies **
413		48	0	48	0%	1	1	0	1381	0	1381	181	145	36	2.68%	1,395	29	29%	8	15	52%	40%	2%	31%	12	5	
		48	0	48	0%	1	1	0	1381	0	1381	181	145	36	2.68%	1,395	29	29%	8	15	52%	40%	2%	31%	12	5	



District Health Assessment for Ident 5947 - SOMALIA - UND through January 2025

Status/ District Name of Months in Status *		Clubs							Membership							Member Strength		Cancellation		Reports			Finance	Leadership			
		Active Clubs	Clubs in Status Quo	Total Clubs	% Status Quo Clubs in Financial Suspension	New Clubs	Cancelled Clubs	YTD Net Club Gain/ Loss	Current Members In Active Clubs	Current Members In Status Quo Clubs	Current Total Members Count	YTD Add	YTD Drop	YTD NetGrowth (includes Active and Status Quo)	YTD NetGrowth% (includes Active and Status Quo)	Member Count 12 Months Ago	Average Member Count Per Club	% of Clubs with less than 20 members	Average Cancelled Club Age	Members Lost Due to Cancelled Clubs	% of Clubs Reporting Service	% No MMR in 3 Months	% No Officer Report in 12 months	% of Clubs with balance 90+ days	Number of Zone Chairs Recorded	Number of Region Chairs Recorded	District Officers Vacancies **
Ident 5947 - SOMALIA		3	0	3	0%	0	0	0	54	0	54	1	0	1	1.89%	53	18	67%	0	0	0%	100%	33%	0%	0	0	
		3	0	3	0%	0	0	0	54	0	54	1	0	1	1.89%	53	18	67%	0	0	0%	100%	33%	0%	0	0	

* - District Status: P - Provisional, T - Transitional.
** - District Officers Vacancies: DG - District Governor, 1st VDG - First Vice District Governor, 2nd VDG - Second Vice District Governor.